

# saferbromley partnership

Contact for this Agenda: Kerry Nicholls  
Tel: 020 8313 4602  
E-mail: [kerry.nicholls@bromley.gov.uk](mailto:kerry.nicholls@bromley.gov.uk)  
London Borough of Bromley  
8 December 2011

To: Members of the

## saferbromley partnership

### STRATEGIC GROUP

Councillor Tim Stevens J.P. (Chairman)  
Rob Clarke, (London Probation Service)  
James Cleverly, (Metropolitan Police Authority)  
Sue Cooper, (Affinity Sutton)  
Nigel Davies, (LBB Director, Environmental Services)  
Clive Davison, (LBB Assistant Director, Public Protection)  
Charles Griggs, (Borough Police Commander)  
Andrew Holcombe, (Borough Commander, Fire Services)  
Colin Maclean, (Community Links Bromley)  
Ulanta Messeter, (Magistrates Court)  
Paula Morrison, (Assistant Director, Public Health)  
Colin Newman, (LBB Head of Community Safety)  
Howard Oldstein, (The Glades)  
Doug Patterson, (LBB Chief Executive)  
Tracy Pidgeon, (London Ambulance Service)  
Simon Schutte, (UK Border Agency)  
Selene Grandison, (SE London Probation Service)  
Ian Smith, (Bromley Community Engagement Forum)  
Sarah Walker, (Metropolitan Police Authority)  
Angela Williams-Brown, (Federation of Bromley Housing Associations)  
Non Voting Members: Councillor Reg Adams and Councillor Julian Benington

**A meeting of the Safer Bromley Partnership Strategic Group will be held at Committee Rooms, Bromley Civic Centre on THURSDAY 15 DECEMBER 2011 at 10.00 am**

### A G E N D A

- 1 INTRODUCTIONS / APOLOGIES FOR ABSENCE
- 2 MINUTES OF LAST MEETING / MATTERS ARISING (Pages 3 - 8)

- 3 PERFORMANCE REVIEW 2011-12 (Pages 9 - 18)**
- 4 PORTFOLIO HOLDER VERBAL UPDATE (Pages 19 - 26)**
- 5 OPERATIONAL UPDATES**
  - a VERBAL REPORT FROM POLICE**
  - b VERBAL REPORT FROM LONDON FIRE BRIGADE**
- 6 REVIEW OF PARTNERSHIP INITIATIVES**
  - a CONSULTATION RE: PROPOSED DOMESTIC VIOLENCE DISCLOSURE SCHEME (CLARE'S LAW) (Pages 27 - 28)**
  - b PROTECTING THE ELDERLY AND VULNERABLE VERBAL UPDATE**
  - c ENFORCEMENT ACTIVITY REPORT (Pages 29 - 42)**
- 7 SAFER BROMLEY NEWS - WINTER ISSUE UPDATE**
- 8 REPORTS FROM SUB-GROUPS (Pages 43 - 46)**

(Tactical Group Report, DAT Report, YOT Report, Arson Sub Group Report and Bromley Community Engagement Forum) – (Verbal reports)
- 9 ANY OTHER BUSINESS**
- 10 DATE AND TIME OF NEXT MEETING**

10.00am, Thursday 22<sup>nd</sup> March 2012

.....

# Agenda Item 2

## SAFER BROMLEY PARTNERSHIP STRATEGIC GROUP

Minutes of the meeting held at 10.00 am on 29 September 2011

### Present:

Councillor Tim Stevens J.P. (Chairman)  
Councillor Reg Adams  
Councillor Julian Benington  
James Cleverly, (Metropolitan Police Authority)  
Judith Cross, (Bromley Community Engagement Forum)  
Nigel Davies, (LBB Director, Environmental Services)  
Clive Davison, (LBB Assistant Director, Public Protection)  
Charles Griggs, (Borough Police Commander)  
Andrew Holcombe, (Borough Commander, Fire Services)  
Colin Maclean, (Community Links Bromley)  
Paula Morrison, (Assistant Director, Public Health)  
Lulu Pearce, (Ethnic Communities Programme Manager)  
Tracy Pidgeon, (London Ambulance Service)  
Angela Williams-Brown, (Federation of Bromley Housing Associations)

### Also Present:

Councillor Douglas Auld  
Susie Clark, (LBB Communications Officer)  
Maria Cooper, (The Glades)  
Cora Green, (Bromley Victim Support)  
Martin Huxley, (Deputy Borough Commander)  
Pratheepan Jeyapragasam, (Community Safety)  
Dave Prebble, (Metropolitan Police)  
Claire Roberts, (London Probation Service)  
Jamie Roumph, (Affinity Sutton)  
Ian Smith, (Bromley Community Engagement Forum)  
Rob Vale, (LBB Head of Trading Standards)

<b>1</b>	<b>INTRODUCTIONS / APOLOGIES FOR ABSENCE</b>	<b>Action</b>
	Apologies were received from Councillor Kate Lymer, Sue Cooper (Affinity Sutton), Selene Grandison (SE London Probation Service), Jean Levy (Community Links Bromley), Jane Oakley (Bromley Gypsy Traveller Project), Howard Oldstein (The Glades), Doug Patterson (LBB Chief Executive) and Elayne Stewart (Youth Offending Team).	
<b>2</b>	<b>MINUTES OF LAST MEETING / MATTERS ARISING</b>	<b>Action</b>
	The notes of the last meeting held on 30 <sup>th</sup> June were received.  It was noted: Minute 10 – Operational Update (Verbal Update) – The Borough	

	<p>Commander confirmed that the overall reduction in crime in the Borough of 25% over the last five years represented at least 9,000 fewer victims of crime, and not the figure of 1,766 quoted.</p> <p><b>It was AGREED that the minutes be approved.</b></p>	
<p><b>3</b></p>	<p><b>PERFORMANCE MANAGEMENT REPORT</b></p>	<p><b>Action</b></p>
	<p>Consideration was given to the performance monitoring report for Qtr 1, 2011/12 which reported progress against 4 key indicators. Progress against Performance Indicator 1: Reduction in number of violent crimes showed that offences related to violent crimes represented 22% of Total Notifiable offences in Q1, and showed a reduction of 56 offences compared to the same period in 2010. Performance Indicator 2: Reduction in numbers of Property Crimes within Bromley showed that offences related to property crimes represented 65% of Total Notifiable offences in Q1, and showed a reduction of 85 offences compared to the same period in 2010. Progress against Performance Indicator 3: Reduction in levels of recorded Anti-Social Behaviour showed 1203 fewer incidents of Anti-Social Behaviour compared to the same period in 2010, which represented an 18% reduction. Discussions around how to measure Performance Indicator 4: Increased Confidence in the fact that Bromley is a Safe Place had been ongoing. The Borough Commander suggested the Police's Public Attitude Survey which had surveyed 500 people across the Borough on a quarterly basis since 2006, represented a reliable source of data for both Performance Indicator 3 and 4. Within the Public Attitude Survey, Question 74AB: 'To what extent do you agree that the police and local council are dealing with the Anti-Social Behaviour and crime issues that matter in this area?' was highlighted as a potential measure of Performance Indicator 4. This was a standard question asked across all Police regions to assess public confidence in the action taken by Police and the Council to combat Anti-Social Behaviour and crime issues, which would support benchmarking against other local authorities, however it did not specifically measure public confidence in the work of the Safer Bromley Partnership. The Public Attitude Survey also included Question 10A-G, which was a composite question about perceptions of Anti-Social Behaviour in a number of areas such as the incidence of vandalism and graffiti and the use or dealing of drugs, and Question 15 which asked respondents to what extent they were worried about Anti-Social Behaviour. This indicator showed that 24% of Bromley residents recently surveyed were worried about Anti-Social Behaviour, which was a cause for concern. Following discussion, members of the Partnership considered these would be useful measures. The Director, Community Links Bromley highlighted the importance of also including data from Registered</p>	

	<p>Social Landlords and this was in progress.</p> <p><b>It was AGREED that the Performance Management Report for Qtr 1, 2011/12 be noted.</b></p>	
<b>4</b>	<p><b>PORTFOLIO HOLDER VERBAL UPDATE</b></p> <p>The Chairman proposed that Lulu Pearce, Ethnic Communities Programme Manager, join the Safer Bromley Partnership as a full member in her role representing ethnic communities. This was agreed by the Partnership.</p> <p><b>It was AGREED that Lulu Pearce, Ethnic Communities Programme Manager, join the Safer Bromley Partnership as a full member.</b></p>	<b>Action</b>
<b>5</b>	<p><b>OPERATIONAL UPDATES</b></p> <p>The Deputy Borough Commander presented a DVD showing CCTV images and outlined the actions taken by the Council in partnership with the police following the public disorder experienced in Bromley on Monday 8 August, 2011, which had taken place after similar, more severe riots in other areas of London. Rioting and looting had taken place in Bromley, Beckenham and Orpington, and the impact of the disorder was felt to a lesser extent in wards such as Biggin Hill, Penge and Cator, Hayes and Coney Hall, Petts Wood and Knoll and Plaistow and Sundridge.</p> <p>Within the Borough, a total of 85 offences had been attributed to the public disorder. This included 49 non-residential burglaries and 19 incidents of criminal damage, and 77 people had been arrested, of which 31 were Bromley residents. CCTV had proved an effective tool in both deploying police resources and in subsequent identification of suspects. The Deputy Borough Commander confirmed the investigation into offences committed during the public disorder would continue, with ten investigation hubs to be created across London.</p> <p>In response to a question, the Borough Commander confirmed that a far reaching review of the Mark Duggan shooting was taking place. However the public disorder that had spread across London following this protest appeared to be largely of an opportunistic nature. Following the public disorder, work had been undertaken by partners to provide security, reassurance and advice to affected business owners, and Council cleansing teams had worked hard to restore town centre areas. James Cleverly underlined the importance of publicising the custodial sentences given to offenders to prevent further disorder.</p> <p>Communications had been key to managing the response to the public disorder and had worked well with regular briefings held between the Police, the Council and other key partners and updates</p>	<b>Action</b>

	<p>e-mailed out to key partners and community groups. Paula Morrison highlighted that health services had been able to remain open on the day following the disorder due to clear information from the Bromley Police. However due to misinformation many retail outlets had closed early across the Borough on the day following the disorder for fear of further disorder.</p> <p>Judith Cross outlined findings from the recent Bromley Community Engagement Forum Outreach Day which indicated the vast majority of residents felt the Police kept residents aware of their activities, and suggested local radio was a good communication tool for the wider community. Susie Clark thanked members of the Partnership for supporting the communication of key messages and suggested the Communications Group hold a meeting to consider how communication processes might be built on in the future.</p> <p>Andy Holcombe and Tracy Pigeon underlined the excellent work of the Police in protecting Fire and Ambulance crews during the public disorder. Call rates for ambulances had increased in the Borough however there had been no serious injuries. Andy Holcombe noted there had been up to 30 deliberate fires in the Borough on the night of the public disorder, and an increased incidence of deliberate fires had continued in Bromley in the weeks since the rioting.</p> <p>The Chairman thanked all partners involved in the response to the public disorder for their contribution.</p> <p><b>It was AGREED that the update be noted.</b></p>	SC
6	<p><b>REVIEW OF PARTNERSHIP INITIATIVES</b></p> <p>(a) Victim Support Youth Intervention Project – 3 Year Report</p> <p>Cora Green gave an update on the Victim Support Youth Intervention Project that had been established in September 2008 to support young people who had been victims of crime or bullying. Initiatives included the Junior Citizens and Prison Me No Way days which took a multi-agency approach to raising young people’s awareness of potential hazards and gave advice on issues including internet safety, bullying and personal safety. Other initiatives included YOT Victim Awareness Working Shops, which were delivered to young offenders aged 13-17 years, and Spiralling Workshops that promoted healthy relationships and domestic violence awareness to young people aged 15-21 years. Work had also been undertaken to encourage young people to report crime to the Police. Cora Green confirmed that three years additional funding had recently been secured by Victim Support Bromley as a result of the domestic violence aspect of the work delivered.</p> <p>(b) Mentoring Initiative</p> <p>The Assistant Director: Public Protection gave an update on the Mentoring Initiative. The scheme had been launched in summer</p>	Action

	<p>2011 and although take-up had initially been low, it was expected that there would be a significant increase in referrals following the start of the school year.</p> <p>(c) Protecting the Elderly and Vulnerable</p> <p>The Head of Trading Standards gave an update on activities protecting the elderly and vulnerable. Work was currently being undertaken to strengthen links between partners and to identify potential funding streams. The Chairman confirmed that a report was due to be considered at the next meeting of Public Protection and Safety PDS Committee at 7.00pm on 25<sup>th</sup> October 2011.</p> <p><b>It was AGREED that the update be noted.</b></p>	
7	<p><b>SAFER BROMLEY NEWS - AUTUMN ISSUE UPDATE</b></p> <p>Susie Clark provided an update on the Safer Bromley News, the electronic newsletter showcasing the work of the Safer Bromley Partnership. The autumn 2011 edition had recently been published and included information about the Partnership's response to the public disorder in Bromley during August, as well as details of the work of the Council's Food Safety and Licensing Teams. A special edition of the Safer Bromley News was currently being developed to communicate changes to Safer Neighbourhood Panels. There was potential to increase the contribution of partners to the Safer Bromley News by involving the members of the Communications Group.</p> <p><b>It was AGREED that the update be noted.</b></p>	<p><b>Action</b></p> <p>SC</p>
8	<p><b>REPORTS FROM SUB-GROUPS</b></p> <p><u>Tactical Group Report</u> – The Deputy Borough Commander reported that the Police were continuing to achieve a reduction in crime across the Borough, including violent crime offences, however there had been a slight increase in some offences. A Borough-wide initiative would be launched in October to target seasonal offences, including residential burglary and theft of motor vehicle offences as well as anti-social behaviour. Work was also continuing on the 'Enough is Enough' campaign, and recent arrests had been made in relation to drug offences.</p> <p><u>DAT Report</u> – Dave Prebble reported that tendering of services was currently on track and additional funding streams were being sought. A new service provider was now delivering the Harm Reduction service and was working to increase capacity by recruiting more GPs. The Youth Offending Team had received additional funding for its Triage Service, which had supported 77</p>	<p><b>Action</b></p>

	<p>young people from becoming involved in the criminal justice system between April-July 2011.</p> <p><u>Arson Sub Group Report</u> – Andy Holcombe reported that training was being undertaken with the Community Safety Team. There had been an increase in incidence of deliberate fires since the public disorder in the Borough and work was being undertaken to target a spate of deliberate fires in Crystal Palace Park.</p> <p><u>Bromley Community Engagement Forum Report</u> – Judith Cross confirmed that a Youth Conference for children and young people with disabilities would be held in the Great Hall, Bromley Civic Centre on 6<sup>th</sup> October 2011. A meeting of Multi Faiths had been arranged for 2<sup>nd</sup> November 2011, and a project involving youth and the older generation was currently being developed.</p>	
<b>9</b>	<b>INFORMATION ITEMS</b>	<b>Action</b>
	(a) The minutes from the meeting of Bromley Community Engagement Forum held on 6 <sup>th</sup> July had been circulated for information and were noted.	
<b>10</b>	<b>ANY OTHER BUSINESS</b>	<b>Action</b>
	<p>(b) Lulu Pearce informed partners that Diversity Day in Bromley would take place between 10.30am – 3.00pm on Tuesday 18<sup>th</sup> October 2011 in the Great Hall at Bromley Civic Centre. Community groups and schools would be celebrating diversity in the Borough through music, dance, ethnic food, reading, poetry and displays, and all partners were invited to attend.</p> <p>(c) The Director of Environmental Services advised partners that the Safer Bromley Awards 2011 would be held on Thursday 2<sup>nd</sup> February 2012. The nomination forms would be available shortly.</p>	All Members
<b>11</b>	<b>DATE AND TIME OF NEXT MEETING</b>	<b>Action</b>
	<p>All meetings start at 10.00am unless otherwise notified.</p> <p>Thursday 15<sup>th</sup> December 2011 Thursday 22<sup>nd</sup> March 2012</p>	

The Meeting ended at 11.55 am

Chairman



<b>Meeting:</b>	<b>Safer Bromley Partnership Strategic Group</b>
<b>Date:</b>	<b>15<sup>th</sup> December 2011</b>
<b>Subject:</b>	<b>Performance Review 2011/2012</b>
<b>Author:</b>	<b>Pratheepan Jeyapragasam, Crime Analyst</b> pratheepan.jeyapragasam@bromley.gov.uk

## 1 SUMMARY

- 1.1 This report provides an update in relation to the targets for the Safer Bromley Partnership agreed in July 2011. The report provides the latest performance monitoring data to 30 September 2011 (Quarter 2)

## 2 RECOMMENDATION

- 2.1 The Strategic Group is asked to
- Note the performance information contained within the report.

## 3 BACKGROUND INFORMATION

- 3.3 In light of changes, it was proposed that a new performance monitoring regime is required in order to assess the impact of the Partnership in its objective of making Bromley a Safer place. At the previous meeting of the Partnership, the following Control Strategy Priorities were agreed:

- Crimes against Property
- Violence against Person
- Anti-Social Behaviour
- Public Confidence

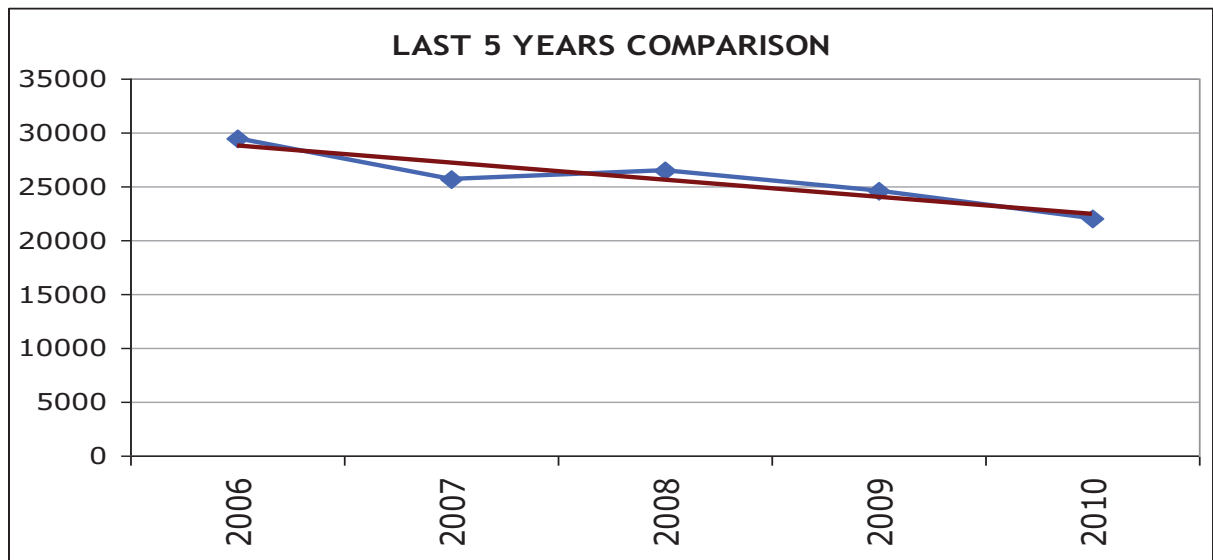
- 3.5 These priorities are reflected in the performance framework established by the Metropolitan Police and, as such, it is proposed that these four indicators form the basis of the future performance management regime for the Safer Bromley Partnership. In relation to the first two priorities, it proposed that targets be set against the indicators of reducing Violent Crime and reducing Property Crime. A summary of the “portfolio” of offences and Anti Social Behaviour that are included within these overarching targets are provided at Appendix 1. As agreed in the last meeting, only the following four targets would be reported on at each meeting of the Strategic Group:

- Performance Indicator 1*    Reduction in number of violent crimes within Bromley
- Performance Indicator 2*    Reduction in number of property crimes within Bromley
- Performance Indicator 3*    Reduction in levels of recorded Anti Social Behaviour
- Performance Indicator 4*    Increased confidence in the fact that Bromley is a safe place

Reporting on individual crime types and detail of individual operations would only be made as a routine if achievement against set targets was not being made or, in some cases, where the measurable rates of individual offences or types of offending were significantly different from expected trends and predicted patterns etc. The management of these operational level issues would be dealt with outside of the Strategic Group at the combined Police/Partnership Tactical Tasking and Coordination Group chaired by the borough Superintendent.

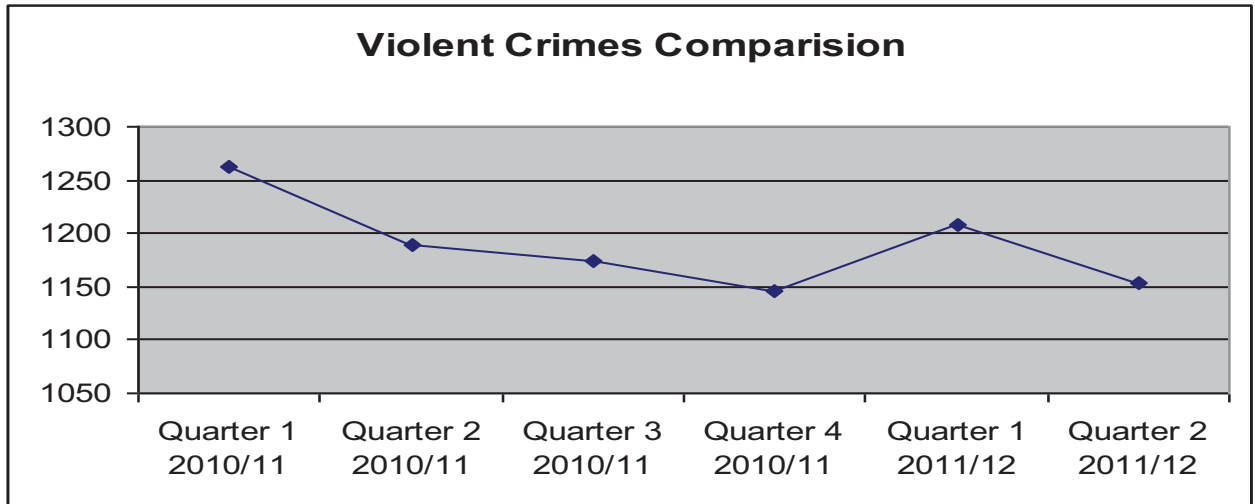
## Performance Review 2011/2012

- 3.6 Significant progress has been made in relation to reducing crime and disorder in Bromley. This is reflected not only in the previous year's performance figures but also over the previous five quarters and the following charts provide an indication of the trends in crime in Bromley over the past five Quarters (July 2010 – September 2011).



## Performance Indicator 1- Reduction in numbers of Violent crimes within Bromley

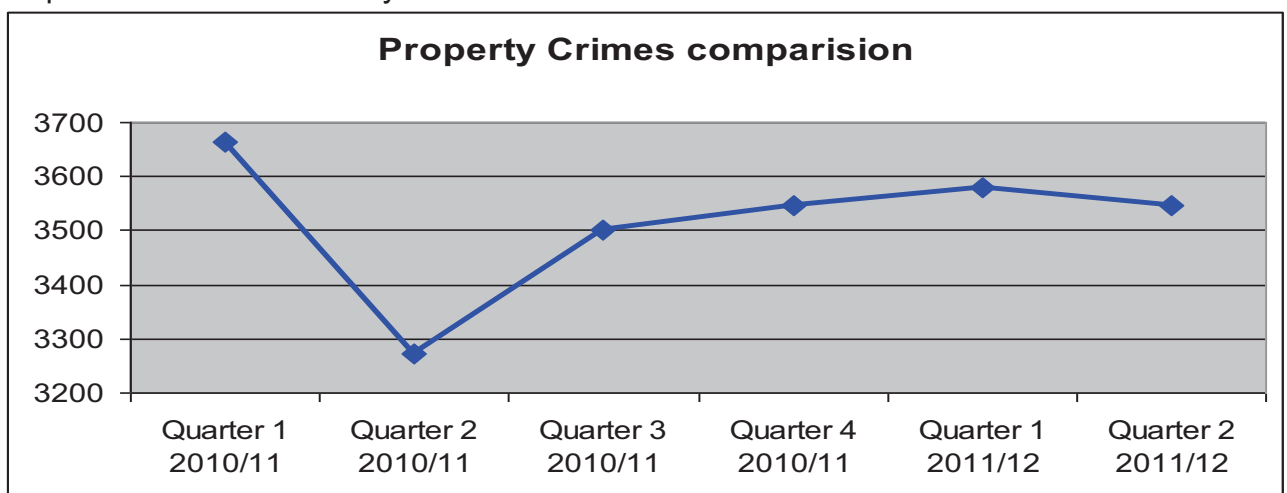
3.6 Offences related to Violent Crimes represent 21% of the Total Notifiable offences in the period of Quarter 2 this year



3.7 During the July 2011 to September 2011 there were 1154 Total Violent Offences reported to the Police, this represented a reduction of 46 offences compared with the same period previous year.

## Performance Indicator 2- Reduction in numbers of Property Crimes within Bromley

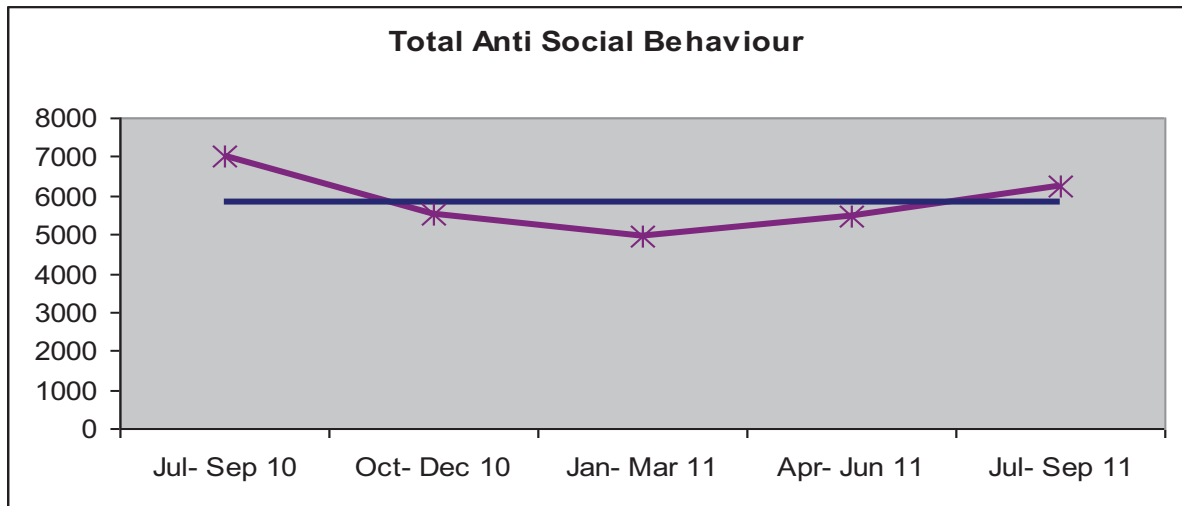
3.8 Total offences to property Crimes represent 65% of the Total Notifiable offences in the period of Quarter 2 this year



3.9 As can be seen from the figure above, the trend does indicate as marked a reduction over the period of Q1 to Q2. From Q3, it does still indicate an increasing level of offences relates to property crimes but there was a decline in numbers in Q2.

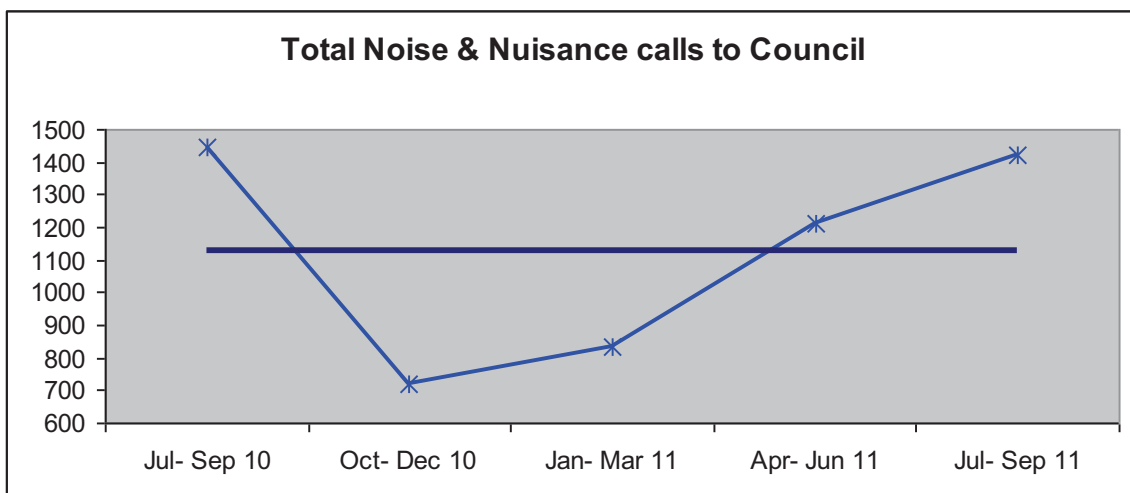
3.10 During the July to September 2011 there were 3545 Total Property related Offences reported to the Police, this represented an increased of 274 offences compared with the same period previous year. This period included the August disorder, which accounts for a large proportion of this increased.

## Anti-Social Behaviour

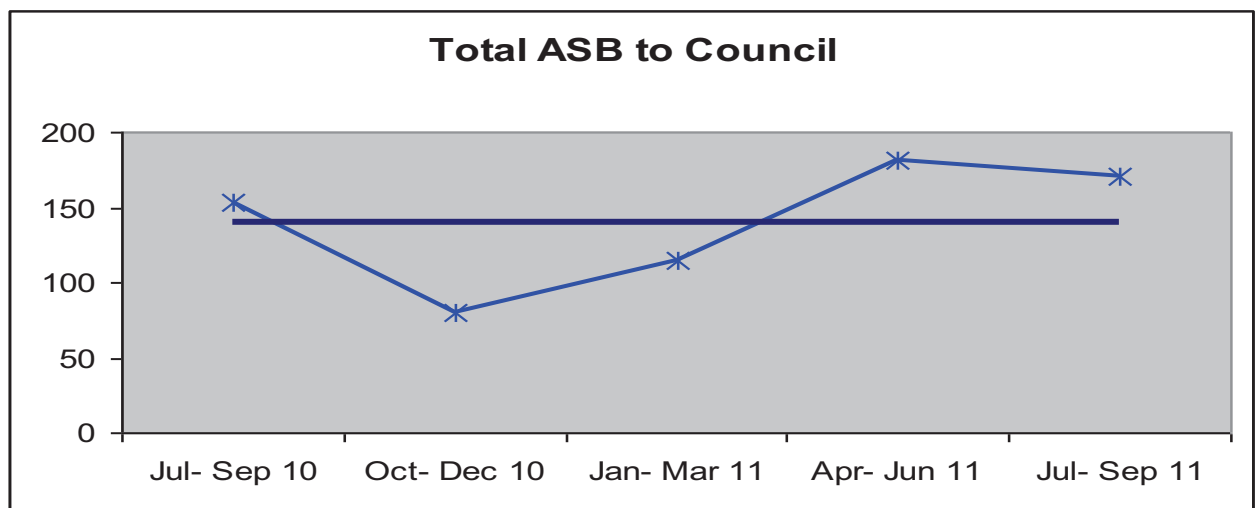


	Jul- Sep 10	Oct- Dec 10	Jan- Mar 11	Apr- Jun 11	Jul – Sep 11
Noise & Nuisance	1444	721	836	1215	1425
ASB to Council	153	80	115	181	171
Fly Tipping Investigation	146	149	143	145	158
ASB to Police	3536	3185	2584	2965	3306
Graffiti	1746	1398	1269	945	1190
<b>Total ABS</b>	<b>7025</b>	<b>5533</b>	<b>4947</b>	<b>5451</b>	<b>6250</b>

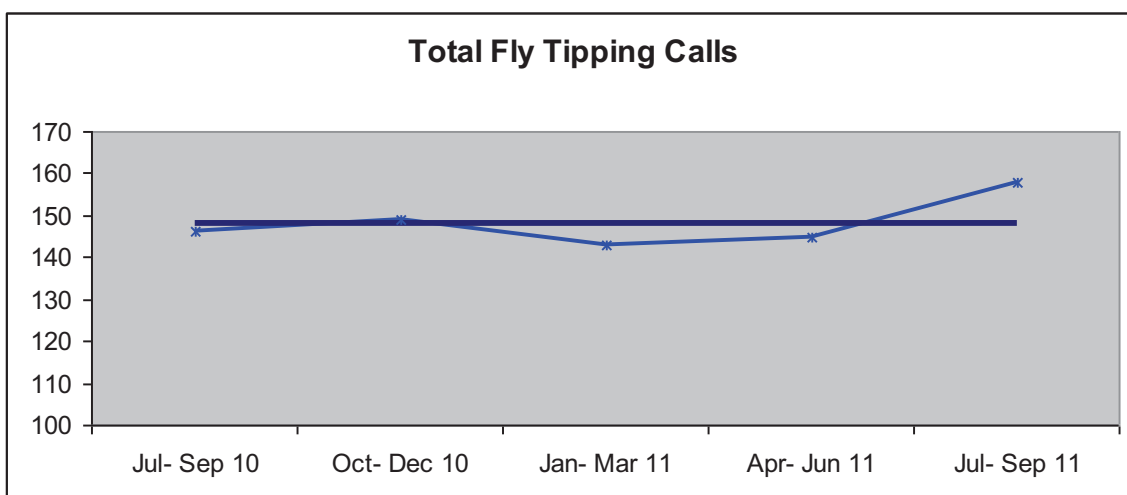
3.11 During the reporting period, the borough has experienced a reduction of 775 (11%) incidents of ASB reported when compared with the same period last year.



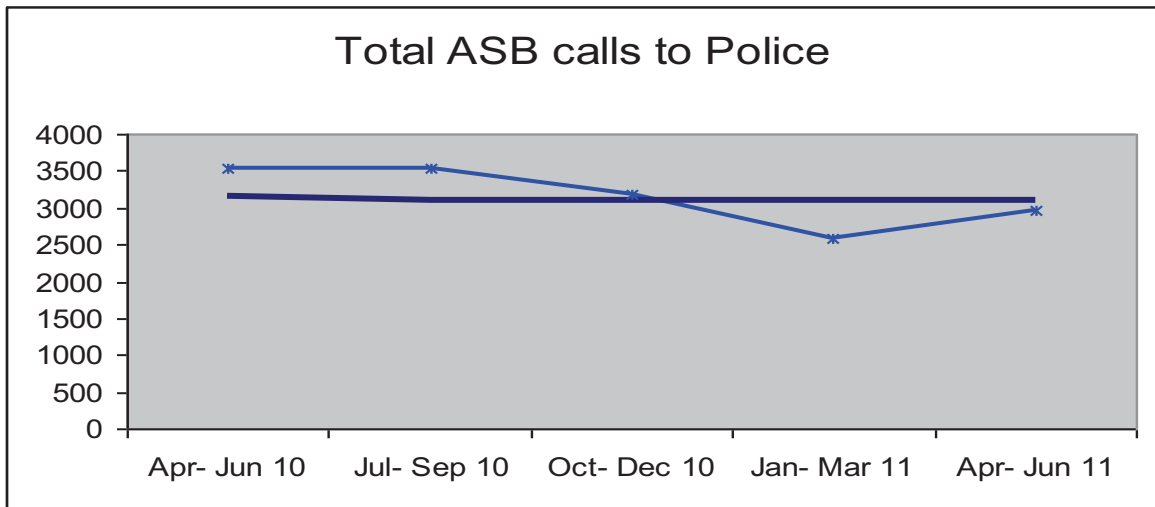
3.12 As can be seen from the figure above, during the reporting period, the borough has experienced a reduction of 19 incidents of Noise and Nuisance ASB reported when compared with the same period last year.



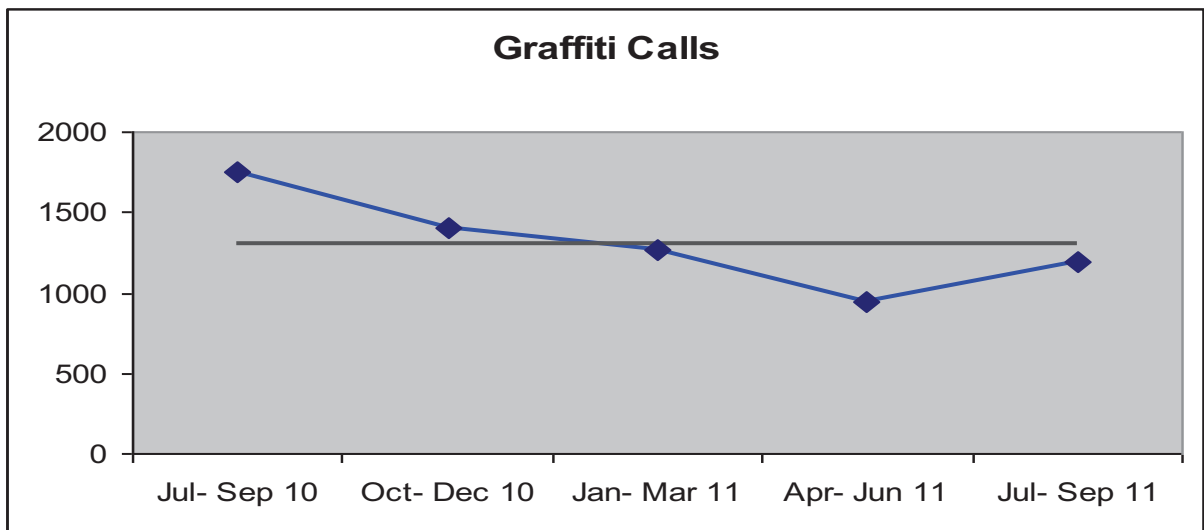
3.13 July to September 2011 the borough has experienced an increase of 18 incidents of ASB reported when compared with the same period last year. As have been introduced the Matrix reporting system for ASB at a higher level and targeting the most vulnerable. This is leading to an increase in referrals from Housing Associations, Police and Local Authority. In addition the Earn your travel back also lead to an increase. As the Matrix system is adopted by more agencies then there will be an increase in referrals. As the public become more aware of us they will report more.



3.14 As can be seen from the figure above, during the reporting period, the borough has experienced an increase of 12 incidents of Fly Tipping ASB reported when compared with the same period last year.



3.15 This reporting period a reduction of 230 incidents reported to police regarding ASB compare with the same period last year.



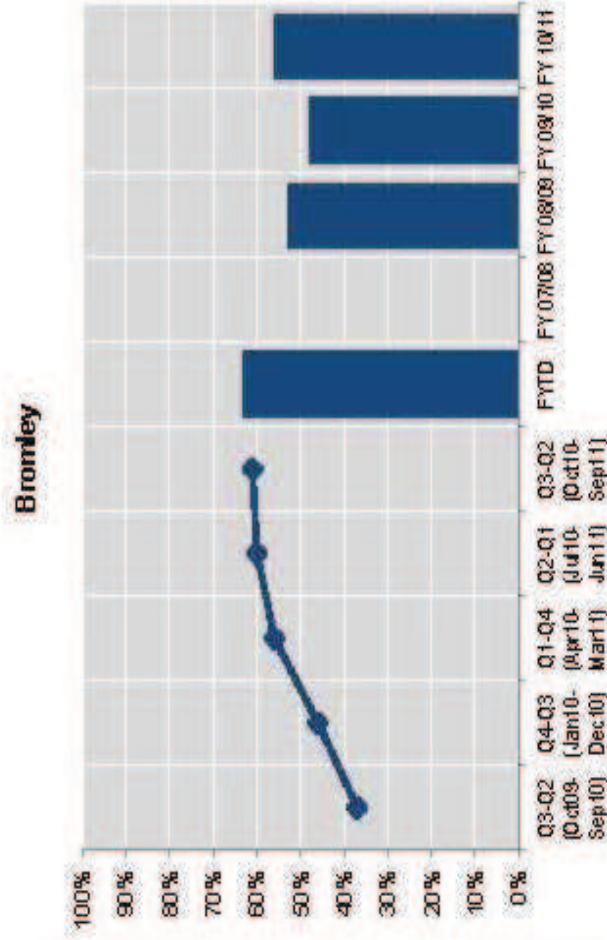
3.16 As can be seen from the figure above, during the reporting period, the borough has experienced a reduction of 556 incidents of Graffiti ASB reported when compared with the same period last year. This could be for a number of reasons, increase community engagement, street friends taking a stronger role in the community, more PCSO on the street any of these could lead to less reports of graffiti being made.

## Increased confidence in the fact that Bromley is a safe place

**Q74AB: To what extent do you agree that the police and local council are dealing with the ASB and crime issues that matter in this area? Base: all respondents**

Difference from previous quarter [Borough]: +1%	Difference from same quarter in 2011/12 [Borough]: +24%
---	---

% agree (strongly/tend to)	Bromley		MPS	
	%	Base		Confidence interval
Q3-Q2 (Oct09-Sep10)	37%	640	±3.74%	49%
Q4-Q3 (Jan10-Dec10)	45%	640	±3.86%	50%
Q1-Q4 (Apr10-Mar11)	55%	640	±3.85%	51%
Q2-Q1 (Jul10-Jun11)	60%	581	±3.98%	51%
Q3-Q2 (Oct10-Sep11)	61%	521	±4.19%	52%
Financial Year to Date	63%	201	±6.67%	52%
FY 07/08	NA	0	NA	NA
FY 08/09	53%	640	±3.87%	52%
FY 09/10	46%	640	±3.87%	46%
FY 10/11	56%	640	±3.85%	51%



# saferbromley partnership

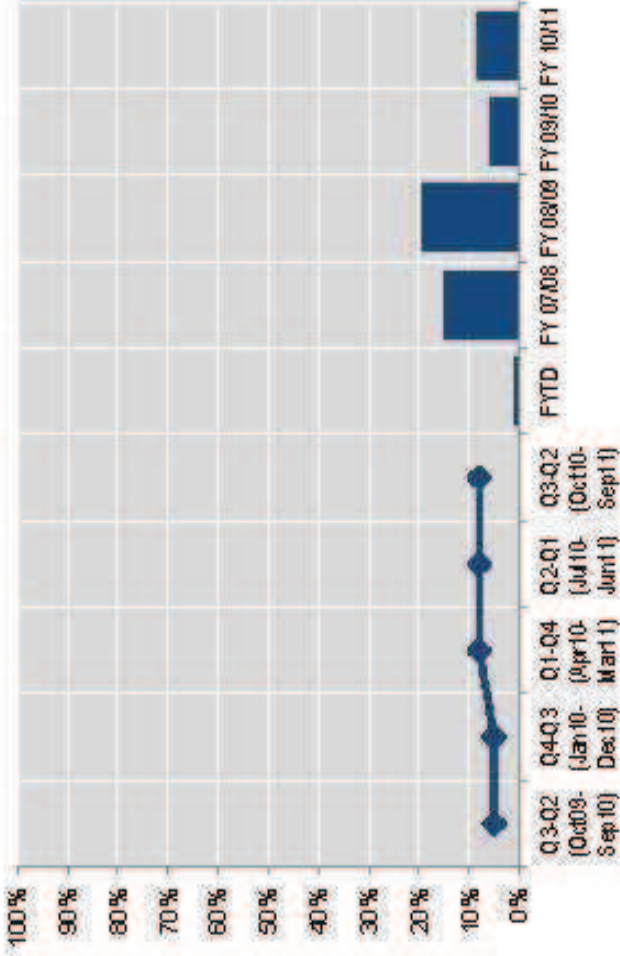
Promoting public safety: Proxy SPI10b Perceptions of ASB Q10A-G [composite]: Perceptions of ASB Base: all respondents, excluding those indicating 'don't know' to any of the seven composite factors

Difference from previous quarter [Borough]: ±0%

Difference from same quarter in 2011/12 [Borough]: +3%

## Bromley

% high level of worry	Bromley		MPS	
	%	Base		Confidence interval
Q3-Q2 (Oct09-Sep10)	5%	473	±1.96%	12%
Q4-Q3 (Jan10-Dec10)	5%	497	±1.92%	12%
Q1-Q4 (Apr10-Mar11)	8%	551	±2.27%	12%
Q2-Q1 (Jul10-Jun11)	8%	525	±2.32%	11%
Q3-Q2 (Oct10-Sep11)	8%	479	±2.43%	11%
Financial Year to Date	1%	186	±1.43%	10%
FY 07/08	15%	489	±3.15%	18%
FY 08/09	19%	505	±3.44%	23%
FY 09/10	5%	488	±2.02%	13%
FY 10/11	8%	551	±2.29%	12%





# saferbromley partnership

**Q15: To what extent are you worried about ASB in the area?**

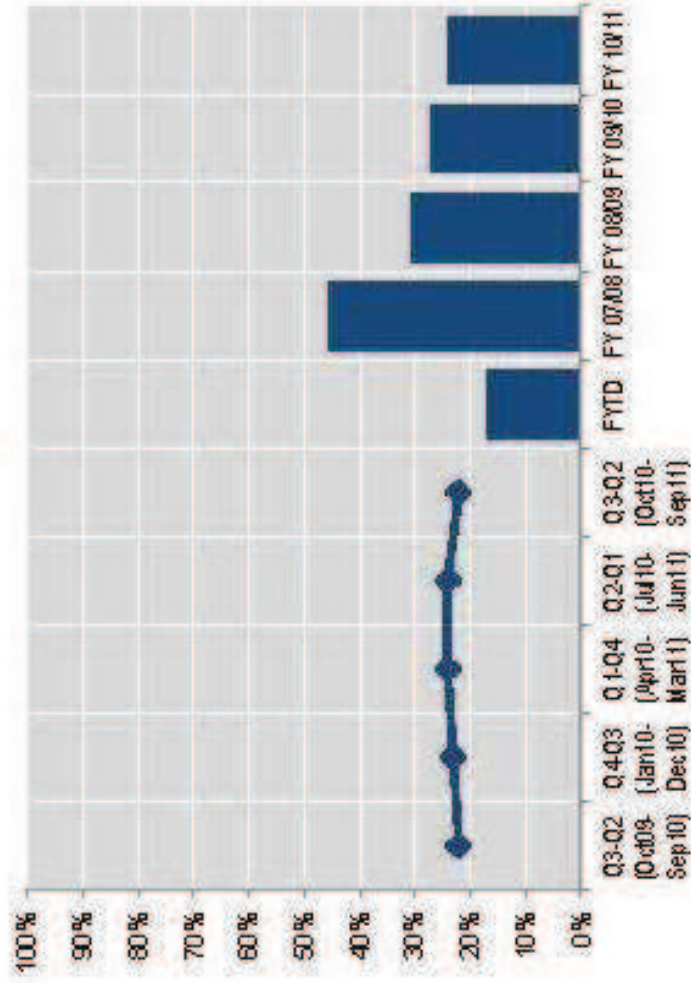
Base: all respondents, excluding 'don't know'

Difference from previous quarter [Borough]: -2%

Difference from same quarter in 2011/12 [Borough]: ±0%

% worried (very/fairly)	Bromley		MPS
	%	Base	
Q3-Q2 (Oct09-Sep10)	22%	638	25%
Q4-Q3 (Jan10-Dec10)	23%	638	25%
Q1-Q4 (Apr10-Mar11)	24%	638	25%
Q2-Q1 (Jul10-Jun11)	24%	581	26%
Q3-Q2 (Oct10-Sep11)	22%	520	25%
Financial Year to Date	17%	200	27%
FY 07/08	45%	639	40%
FY 08/09	31%	634	39%
FY 09/10	27%	640	25%
FY 10/11	24%	638	25%

## Bromley



## APPENDIX 1

### Performance Indicator Portfolios:

<b>Violence Portfolio</b>	
<b>Offences</b>	<b>Supporting Measures</b>
Violence with Injury	Domestic Violence
Common Assault	Domestic Violence Sanction Detection Rate
Harassment	Domestic Violence Arrest Rate
Threats/ Conspiracy to Kill	Serious Youth Violence
Blackmail	Knife Enabled Crime
Kidnapping/ False Imprisonment	Knife Enabled Crime Sanctioned Det. Rate
	Gun Crime
	Gun Crime Sanctioned Det. Rate
	Most Serious Violence
	Most Serious Violence Sanctioned Det. Rate

<b>Property Portfolio</b>
<b>Offences:</b>
Personal Robbery
Commercial Robbery
Total Robbery
Residential Burglary
Non-Residential Burglary
Theft/Taking Motor Vehicles
Theft From Motor Vehicles
Theft From Shops
Theft From Person
Theft of Pedal Cycles
Other Theft
Criminal Damage

<b>Anti Social Behaviour Portfolio</b>
<b>ASB:</b>
Noise & Nuisance
ASB to Council
Fly Tipping
ASB to Police
Graffiti

# Agenda Item 4

Report No.  
ES11143

London Borough of Bromley

PART 1 - PUBLIC

---

**Decision Maker:** Public Protection and Safety Portfolio Holder

**For Pre-decision scrutiny by the Public Protection and Safety Development PDS Committee on 29th November 2011**

**Date:** 29 November 2011

**Decision Type:** Non-Urgent Executive Non-Key

**Title:** COMMUNITY SAFETY BUDGET 2012-13

**Contact Officer:** Claire Martin, Head of Finance  
Tel: 020 8313 4286 E-mail: [claire.martin@bromley.gov.uk](mailto:claire.martin@bromley.gov.uk)

**Chief Officer:** Nigel Davies, Director of Environmental Services

**Ward:** Boroughwide

---

1. Reason for report

This report sets out the proposals to decrease the Community Safety Budget for 2012/13 in line with the expected reduction in Community Safety Grant.

---

2. **RECOMMENDATION**

2.1 The Portfolio Holder is requested to agree the budget savings as set out in 3.7 and 5.3 totalling £164,350 for the 2012/13 budget for Community Safety.

### Corporate Policy

1. Policy Status: Existing policy. Building a Better Bromley
  2. BBB Priority: Safer Bromley.
- 

### Financial

1. Cost of proposal: Estimated cost Reduction of £113,600 to reflect the expected loss of Community Safety Grant and a further reduction of £51k
  2. Ongoing costs: Recurring cost.
  3. Budget head/performance centre: Community Safety Budget
  4. Total current budget for this head: £524k
  5. Source of funding: Existing revenue budgets 2011/12
- 

### Staff

1. Number of staff (current and additional): 11.11ftes
  2. If from existing staff resources, number of staff hours: N/A
- 

### Legal

1. Legal Requirement: Statutory requirement. Each Local Authority area is required to operate a Community Safety Partnership (in Bromley, the Safer Bromley Partnership) under the Crime and Disorder Act 1998
  2. Call-in: Call-in is applicable
- 

### Customer Impact

1. Estimated number of users/beneficiaries (current and projected): Borough Wide
- 

### Ward Councillor Views

1. Have Ward Councillors been asked for comments? N/A.
2. Summary of Ward Councillors comments: N/A

### 3. COMMENTARY

- 3.1 The funding that has been available for the delivery of community safety services within Bromley has always been made up of a combination of core funding and grant received from Central Government. The majority of this grant funding has been provided for the purpose of generic community safety activity, most recently, the Safer, Stronger Communities Fund but has also included more specific grants such as that received for Preventing Violent Extremism. In addition, various members of the Safer Bromley Partnership have historically made contributions towards the budgets for specific posts e.g. Metropolitan Police and Primary Care Trust.
- 3.2 The Community Safety budget for 2011/12 is part funded by LBB resources £524,020 and part funded by the new Community Safety Grant (£227,200), with a contribution from the Metropolitan Police of £15,000. This new grant replaced what was previously the Safer, Stronger Communities Fund grant. This new funding is now allocated via the Greater London Authority (GLA) in preparation for the future creation of Police and Crime Commissioners (PCCs).
- 3.3 In 2011/12, the decision was made by the GLA to simply 'passport' the grant allocations to each Borough based on previous years' allocation formula. Each local authority was required to submit a detailed spending plan for 2011/12 to the Mayor's Office for approval and there is a requirement for quarterly progress reports to be submitted to the GLA.
- 3.4 Notification was received from the Home Office in February 2011 advising Local Authorities that the 2011/12 grant was subject to cash reductions of 20% against the 2010/11 resource baseline and that the 2012/13 grant is expected to have a further cash reduction of 40% against the 2010/11 resource baseline, 60% in total. Assuming that Bromley will be allocated the full level of funding, the current 2011/12 Community Safety Grant for Bromley will be reduced by 50%, a loss of £113,600 for 2012/13.
- 3.5 It is expected that the new PCCs will hold the Community Safety Fund and will work closely with their local community partners. The Home Office have also indicated that other funding streams such as the Drug Interventions Programme grants will be consolidated with Community Safety Funding for 2013/14 and 2014/15 and thus provide a significantly larger unringfenced budget overall. Further detail is expected to explain transitional funding arrangements.
- 3.6 Each Authority has to make a case for the funding they believe should be in their community budget. It should be noted that there is no guarantee that Bromley will receive the full notional amount of grant (£113.6k), as an application will have to be submitted with a detailed spending plan. At this moment in time, Officers will assume that Bromley will have to reduce costs by at least £113,600, until such time as the funding level for 2012/13 is confirmed. In the mean time, Officers will have to begin to prepare a robust plan to ensure that Bromley can maximise funding. Should the actual funding level be less than the £113.6k, then further reductions in spend will have to be agreed to ensure a balanced budget for 2012/13.
- 3.7 In order to achieve this level of reduction in spend, Officers are proposing to make the following reductions to budgets: -
1. Reduction in staffing within the Safer Neighbourhood/Anti-Social Behaviour teams totalling £56,250.
  2. The Portfolio Holder has agreed that the crime analyst posts for the Youth Offending Team (YOT) and Community Safety be merged into one post with effect from October 2011. The post would be located in Community Safety and spend 2.5 days a week undertaking YOT work. YOT have agreed to make a permanent contribution of £21,500 from 2012/13

onwards with a part year contribution of £10k for 2011/12. In effect this would be a saving of £21,500 for the Community Safety Budget.

3. It is proposed to make the following reductions to the Portfolio Holder Grants from 2012/13 onwards: -

<b>Portfolio Holder Grants</b>	<b>£'000</b>
Commissioning Youth Diversion Activities	25.0
Safer Neighbourhood Development Grants	3.0
Portfolio Holder Fund - Operation Payback	8.6
Portfolio Holder Fund - Operational budget	25.0
<b>Total Reduction of Portfolio Holder Grants</b>	<b><u>61.6</u></b>

4. It is also proposed to reduce running expenses by £25k: -

<b>Expenditure Type</b>	<b>£'000</b>
Crime Prevention/Communications	9
Safer Bromley Awards	6
General running expenses eg training/printing & stationery	10
<b>Total savings from running expenses</b>	<b><u>25</u></b>

- 3.8 In total, the proposed savings equal £164,350, which covers the assumed reduction in Community Safety Grant as well as providing £50,750 savings towards the Council's budget deficit for 2012/13.

#### **4. POLICY IMPLICATIONS**

- 4.1 Reducing crime and disorder, providing reassurance and making Bromley safer are key elements of both Building a Better Bromley and the Safer Bromley Partnership's Strategic Assessment.

#### **5. FINANCIAL IMPLICATIONS**

- 5.1 It is expected that the Community Safety Grant will reduce by at least £113,600 in 2012/13 and may be reduced even further depending on what level of funding is agreed by the Police and Crime Commissioners following the submission of a spending plan proposal for 2012/13. The Community Safety Budget must therefore be reduced initially by £113,600 until such time as the final allocation for 2012/13 is known. It may be that further savings will be required for 2012/13 in order to ensure a balanced budget.
- 5.2 In taking account of the Council's financial position as a whole, Members should also consider whether additional savings can be put forward from the Community Safety budget to help reduce the deficit the Council faces.

5.3 This report contains proposals to save £164,350. This will not only meet the reduction in budgets necessary to offset the expected minimum reduction in the Community Safety Grant funding for 2012/13 as well as providing an amount of £50,750 savings that can be used to help balance the overall Council's budget for 2012/13 as shown in the table below: -

<b>Summary of Proposed Savings</b>	<b>£</b>
Staffing savings	56,250
Reduction in Portfolio Holder Grants	61,600
Reduction in running expenses	25,000
Contribution from YOT	21,500
<b>Total Savings</b>	<b><u>164,350</u></b>

5.4 Appendix 1 provides details of the changes to budgets as well as the proposed new split of budgets between LBB and grant funds compared to the 2011/12 position.

5.5 It should be noted that as a result of the proposed changes, the amount of staff funded by LBB increases by £53,750 to £278,390.

5.6 It is proposed to reduce staffing budgets by £56,250. Managers will ensure that the necessary staff consultation is undertaken.

5.7 There are likely to be redundancy implications arising from these proposals which will be met from the earmarked reserve set aside to meet redundancy costs as a result of agreed budget options.

## **6. PERSONNEL**

6.1 The proposals for reduction in staffing within the Safer Neighbourhood/Anti-Social Behaviour teams of £56,250 has redundancy implications and formal consultation, in line with the Council's procedures for managing change will take place with staff and staff representatives.

<b>Non-Applicable Sections:</b>	Legal
Background Documents: (Access via Contact Officer)	2011/12 & 2012/13 budget files within ES finance section

This page is left intentionally blank



Budget Head	LBB Budget 2011/12	Grant Element 2011/12	Total 2011/12
<b>Staffing &amp; Associated Costs</b>	£	£	£
Staffing	224,640	227,400	452,040
<b>Total Staffing Costs (11.11FTE)</b>	<b>224,640</b>	<b>227,400</b>	<b>452,040</b>
<b>Portfolio Holder Grants</b>			
Commissioning Youth diversion activities	84,000	0	84,000
Safer Neighbourhood Development Grants	43,000	0	43,000
Young Victims work	0	8,200	8,200
Portfolio Holders Fund - Operation payback	13,400	3,600	17,000
Portfolio Holder's Fund (Operational Budget).	84,780	0	84,780
<b>Total Grants</b>	<b>225,180</b>	<b>11,800</b>	<b>236,980</b>
Crime Prevention/ Communications	18,000	0	18,000
Safer Bromley Awards	12,000	0	12,000
<b>Total</b>	<b>30,000</b>	<b>0</b>	<b>30,000</b>
<b>Running Costs</b>			
Supplies and Services etc	45,810	3,000	48,810
	<b>45,810</b>	<b>3,000</b>	<b>48,810</b>
<b>Income</b>			
Home Office Grant - Community Safety Fund	0	(227,200)	(227,200)
Contribution from Metropolitan Police	0	(15,000)	(15,000)
Other contributions	(1,610)	0	(1,610)
Contribution from YOT	0	0	0
	(1,610)	(242,200)	(243,810)
<b>Total Net Controllable budget</b>	<b>524,020</b>	<b>0</b>	<b>524,020</b>

LBB Budget 2012/13	Grant Element 2012/13	Total 2012/13	Proposed Savings 2012/13
278,390	117,400	395,790	(56,250)
<b>278,390</b>	<b>117,400</b>	<b>395,790</b>	<b>(56,250)</b>
59,000	0	59,000	(25,000)
40,000	0	40,000	(3,000)
0	8,200	8,200	0
8,400	0	8,400	(8,600)
59,780	0	59,780	(25,000)
<b>167,180</b>	<b>8,200</b>	<b>175,380</b>	<b>(61,600)</b>
9,000	0	9,000	(9,000)
6,000	0	6,000	(6,000)
<b>15,000</b>	<b>0</b>	<b>15,000</b>	<b>(15,000)</b>
35,810	3,000	38,810	(10,000)
<b>35,810</b>	<b>3,000</b>	<b>38,810</b>	<b>(10,000)</b>
0	(113,600)	(113,600)	113,600
0	(15,000)	(15,000)	0
(1,610)	0	(1,610)	0
(21,500)	0	(21,500)	(21,500)
(23,110)	(128,600)	(151,710)	92,100
			0
<b>473,270</b>	<b>0</b>	<b>473,270</b>	<b>(50,750)</b>

Split of salary funding 49.69% 50.31% 100.00%

70.34% 29.66% 100.00%

This page is left intentionally blank

**Safer Bromley Partnership**  
**Response to the Home Office consultation**  
**on a possible domestic violence**  
**disclosure scheme**

Clare Elcombe, Domestic Abuse Strategy Coordinator  
December 2011

**General background:**

- s According to the British Crime Survey 10/11, domestic abuse comprises 18% of all violent incidents, and in the last financial year the CPS dealt with 74,113 cases of domestic abuse – an increase of 7009 cases from the previous year.
- s Over the last five years Police in Bromley have received an average of approximately 6000 reports of domestic abuse each year, with around 50% being classified as crimes.
- s Using Home Office data we can conservatively estimate that at least 15,000 individuals in Bromley experience domestic abuse each year.
- s Over the last 10 years between 111 and 146 people were murdered each year by their partner or ex-partner in the UK and there is no sign of any reduction in this trend.
- s Domestic abuse is rarely a one-off incident, generally being a pattern of abusive and controlling behaviour through which the abuser seeks power over their victim.
- s It has been estimated that across the UK domestic abuse in 2008 cost £15.7 billion in public services, loss to the economy and victims.

**The consultation:**

The case of Clare Wood, murdered by her ex-partner in Greater Manchester in 2009, brought to national attention the issue of disclosure of information regarding previous violent behaviour against different partners. Noting her former partner had three previous convictions under the Protection from Harassment Act 1997, the Coroner's report into the murder contained the following recommendation:

*"subject to appropriate risk assessment and safeguard, I recommend that consideration should be given to the disclosure of such convictions and their circumstances to potential victims in order that they can make informed choices about matters affecting their safety and that of their children."*

Additionally in 2009 Chief Constable Brian Moore of Wiltshire Police on behalf of ACPO set out ten recommendations in the report 'Tackling Perpetrators of Violence against Women and Girls' which included a 'right to know' – ie. that police should proactively disclose information to a new partner of an individual's previous domestic abuse history.

The Government seeks views on the following three options:

- **Option 1: continue current arrangements under existing law** where the police already have common law powers to disclose information relating to previous convictions or charges to person A where there is a pressing need for disclosure of the information concerning person B's history in order to prevent further crime. *Note: this arrangement is not currently routinely used in situations of domestic abuse.*
- **Option 2: a "right to ask" national disclosure scheme** which enables person A to ask the police about person B's history of domestic violence or violent acts where the police would undertake full checks to inform a disclosure. A precedent upon which suitable adaptations could be made exists with the Child Sex Offender Disclosure Scheme.
- **Option 3: a "right to know" national disclosure scheme** where the police would proactively disclose information in prescribed circumstances to person A relating to person B's

---

**Making Bromley Safer**

London Borough Of Bromley • Civic Centre • Stockwell Close • Bromley • BR1 3UH  
Tel: 020 8313 4290 • Fax: 020 313 4450  
E-Mail: [clare.elcombe@bromley.gov.uk](mailto:clare.elcombe@bromley.gov.uk)

previous history of domestic violence or violent acts (as envisaged in the ACPO report of 2009). *Note: it is proposed that this arrangement would be administered through the MARAC process, and therefore only individuals who have already been highlighted as high risk victims of domestic abuse would be considered for disclosure.*

**Scope of Disclosure:**

Under the Child Sex Offender Disclosure Scheme information held by the police about a person should be categorised as either “concerns” or “no concerns”.

Using this model, information disclosed under a “concerns” category under a domestic violence disclosure scheme could include:

- convictions for offences relating to domestic abuse including assault and harassment;
- convictions for other sexual or violent offences;
- allegations or intelligence about previous domestic violence incidents
- intelligence about previous civil injunctions(eg non-molestation orders)

A further question arises over the nature of the relationship between A and B before a disclosure is considered. The Child Sex Offender Disclosure Scheme guidance states that ‘any person can make an application about a person (the subject) who has some form of contact with a child/children’. Under a Domestic Violence Disclosure Scheme, the Government proposes a criterion as follows: **any person can make an application about a person with whom they have entered an intimate relationship**

Additional information regarding the consultation can be found on the following sites:

<http://www.homeoffice.gov.uk/media-centre/news/clare-s-law-consultation-launch>  
<http://www.homeoffice.gov.uk/publications/about-us/consultations/domestic-violence-disclosure/>

**Partnership Response:**

With the Partnership’s agreement I would suggest that we send a response with the following issues highlighted and recommendations:

Issues:

- § Probable low uptake in right-to-ask
- § Probable low action in right-to-know
- § How do we identify new partners? (Suggestion is via MARAC)
- § Disclosure of ‘concerns’ currently would include unsubstantiated allegations
- § Management of risk when a disclosure is made

Recommendations for response:

- § Note probability of low uptake / action *but* emphasise that in cases where action is taken it could have potentially life-saving effects
- § Ask for both right-to-ask and right-to-know to be implemented to ensure as many victims / potential victims are protected
- § Removal of unsubstantiated allegations or tight guidance on what constitutes a ‘concern’, but that civil orders such as non-molestation orders are included.
- § That generalised violent behaviour not be included as this has not been shown to have a causal correlation to domestic abuse, but that sexual offenses and (if the offender is male) any general violence against women is included as both of these behaviours have strong links to domestic abuse.
- § That enquires can also be made by professionals working with a victim or potential victim – i.e. social worker, support worker, health visitor, GP etc – where they are concerned about a relationship; but that rights of enquiry are not extended to other third parties such as parents or siblings.

---

## Making Bromley Safer

London Borough Of Bromley • Civic Centre • Stockwell Close • Bromley • BR1 3UH  
Tel: 020 8313 4290 • Fax: 020 313 4450  
E-Mail: [clare.elcombe@bromley.gov.uk](mailto:clare.elcombe@bromley.gov.uk)

Report No.

London Borough of Bromley

Agenda  
Item No.

**PART 1 - PUBLIC**

---

**Decision Maker:** Public Protection & Safety Policy, Development and Scrutiny Committee

**Date:** 29 November 2011

**Decision Type:** Non-Urgent Executive Non-Key

**Title:** PORTFOLIO PLAN and ENFORCEMENT ACTIVITY 1<sup>st</sup> APRIL 2011 to 30<sup>th</sup> SEPTEMBER 2011

**Contact Officer:** Clive Davison, Assistant Director, Public Protection  
Tel: 020 8313 4688 E-mail: clive.davison@bromley.gov.uk

**Chief Officer:** Nigel Davies, Director of Environmental Services

**Ward:** Boroughwide

---

1. Reason for report

To advise Members of the activity undertaken by the Public Protection Division during the period 1<sup>st</sup> April 2011 – 30<sup>th</sup> September 2011 relating to the annual Portfolio Plan and enforcement under delegated powers (the enforcement information includes other relevant divisions in the Environmental Services Department).

---

2. **RECOMMENDATION(S)**

Members are asked to

- comment on the contents of this report.
- agree to receive further reports, every six months, on the activity relating to the Portfolio Plan and enforcement under delegated powers

## Corporate Policy

1. Policy Status: Existing policy.
  2. BBB Priority: Safer Bromley. Quality Environment, Vibrant, Thriving Town Centres
- 

## Financial

1. Cost of proposal: Estimated cost See Total budget - All services have an enforcement element
  2. Ongoing costs: Recurring cost.
  3. Budget head/performance centre: Public Protection and Safety Portfolio Budgets
  4. Total current budget for this head: £3.7m
  5. Source of funding: Existing revenue budgets 2011/12
- 

## Staff

1. Number of staff (current and additional): 59ftes
  2. If from existing staff resources, number of staff hours: N/A
- 

## Legal

1. Legal Requirement: Statutory requirement. Numerous statutes covering Public Health and Safety, Environmental Protection, Licensing, Consumer Protection, Anti Social Behaviour, Food Safety and Control of Communicable Disease etc
  2. Call-in: Call-in is not applicable.
- 

## Customer Impact

1. Estimated number of users/beneficiaries (current and projected): All of the Council's customers (including council tax payers) and users of the services.
- 

## Ward Councillor Views

1. Have Ward Councillors been asked for comments? N/A.
2. Summary of Ward Councillors comments: N/A

### 3. COMMENTARY

- 3.1 At the meeting of the Public Protection and Safety, Policy Development & Scrutiny Committee on 15<sup>th</sup> November 2007 Members agreed they should receive reports of the enforcement activity undertaken by the Public Protection division on a six monthly basis. On the 22<sup>nd</sup> October 2010 the Portfolio Holder and Chairman of the Public Protection and Safety, Policy Development & Scrutiny Committee requested that this report should also include an update of Portfolio Plan activity.
- 3.2 The enforcement activity for the period 1<sup>st</sup> April 2011 – 30<sup>th</sup> September 2011 is set out in Appendix A to this report. This covers not only Public Protection enforcement (i.e. Environmental Protection, Food Safety, Public Health & Safety, Licensing, Trading Standards and Anti-social behaviour) but also related enforcement action by the Street Scene and Greenspace division of the Environmental Services Department.
- 3.3 The Public Protection and Safety Portfolio Plan activity for the same period is set out in Appendix B to this report.

### 4. POLICY CONSIDERATIONS

- 4.1 Enforcement activity is undertaken in accordance with the agreed Enforcement Policy:
  - a. The Public Protection Division undertakes its regulatory functions in accordance with risk assessment criteria ensuring that service resources are focused upon those activities or practices the present the greatest risk to public health, safety or potential economic loss to the consumer.
  - b. Consistency of approach aims to ensure that officers are consistent in the exercise of their discretion to achieve similar ends in similar circumstances, irrespective of which officer deals with the matter.
  - c. It is important to the service that people understand what is expected of them and what they should expect from the Council. This includes making it clear between statutory requirements (what they have to do) and, where relevant, what they do not have to do (advice or guidance on good practice).
  - d. Where enforcement action is necessary, officers will take appropriate action dependent upon the seriousness of any breach of the law. The action that they take will be proportionate to the seriousness of any breach of the law relating to the health, safety, quality of life or economic position of the local and business community.

### 5. FINANCIAL & PERSONNEL CONSIDERATIONS

- 5.1 All enforcement activity is undertaken within existing resources and agreed grant allocation

<b>Non-Applicable Sections:</b>	N/A
Background Documents: (Access via Contact Officer)	N/A

**PUBLIC PROTECTION ENFORCEMENT ACTIVITY - STATUTORY NOTICES**

LEGISLATION	DESCRIPTION	NOTICES	NOTICES	NOTICES
		1/4/10 - 30/9/10	1/10/10 - 31/3/11	1/4/11 – 30/9/11
Environmental Protection Act S.80	Nuisance from premises	2	2	-
Environmental Protection Act S.80	Nuisance from bonfires	2	-	2
Environmental Protection Act S.80	Nuisance from noise (other)	13	10	6
Environmental Protection Act S.80	Nuisance from dog barking	1	1	1
Environmental Protection Act S.80	Nuisance from accumulations	14	8	14
Environmental Protection Act S.80	Nuisance from amplified music (commercial premises)	1	1	1
Environmental Protection Act S.80	Nuisance – intruder/car alarms	8	9	7
Environmental Protection Act S.80	Nuisance from amplified music (domestic premises)	7	13	17
Environmental Protection Act S.80	Nuisance - other	-	2	-
Environmental Protection Act S.80	Nuisance from light	-	-	2
Environmental Protection Act S34	Disposal of waste/Written descriptions	3	9	5
Environmental Protection Act S92	Litter clearance	1	3	1
Local Gov. Misc. Prov. Act S.20	Sanitary accommodation	-	-	-
Health & Safety at Work Act	Improvement Notice	2	4	2
Health & Safety at Work Act	Prohibition Notice	5	2	3
Local Gov. Misc. Prov. Act S.16	Requisitions for information	2	14	2
Environmental Protection Act S.71	Requisition for information	2	5	0
Prevention of Damage by Pests Act S4	Pest infestations/Rubbish accumulations	20	44	52
Public Health Act 1936 S78	Cleansing alleyways	6	-	6
Public Health Act 1936 S287	Notice of Entry	-	-	2
Public Health Act 1961 S83	Filthy & verminous premises	1	4	1
Building Act 1984 S 59	Defective Drainage	4	-	2
Food Hygiene Regulations	Improvement Notice	6	16	19
Control of Pollution Act S.60	Noise from building/demolition	4	-	3

**STREET SCENE & GREENSPACE ENFORCEMENT ACTIVITY**

Highways Act - 1980 S154	Overhanging Vegetation	1287	1259	809
Highways Act - 1980 S184	Illegal Crossover	53	60	158
Highways Act - 1980 S143 (1)	Removal of Structure	48	49	68
Highways Act - 1980 S131	Damage to Highway	56	66	99
Highways Act - 1980 S166	Dangerous Forecourt	19	56	100
Environmental Protection Act 1990	Fly tipping	24	48	123
Refuse Disposal (Amenity) Act 1978, as amended	Nuisance Vehicles	85	77	78



## **STREET SCENE & GREENSPACE FIXED PENALTY NOTICES ISSUED**

Clean Neighbourhoods and Environment Act 2005 - S19	Deposited Litter	32	47	<b>43</b>
Clean Neighbourhoods and Environment Act 2005 - S22	Failure to comply with Street Littering Control Notice	1	3	<b>1</b>
Clean Neighbourhoods and Environment Act 2005	Abandoned Vehicle	8	7	<b>1</b>
London Local Authorities Act 1990 (c.vii) - S38(1)	Unlicensed Street Trading	3	3	<b>4</b>
Clean Neighbourhoods and Environment Act 2005 - S59	Dog Fouling	-	4	<b>14</b>
London Local Authorities Act 2004 - S15/16	Sale of Vehicle on Highway	-	2	<b>9</b>

## **ANTI-SOCIAL BEHAVIOUR ENFORCEMENT ACTIVITY**

Anti Social Behaviour Act	ASBOs	0	0	<b>1</b>
Anti Social Behaviour Act	ABCs	29 issued	27 issued	<b>13 issued</b>

## **REGULATION OF INVESTIGATORY POWERS ACT 2000**

Fraud Act & Doorstep Selling Regulations	Collection of evidence - Rogue Traders	27	1	<b>7</b> (6 no evidence 1 evidence)
Anti Social Behaviour Act	Collection of evidence	23	21	<b>18</b> (9 no evidence 7 ongoing 2 evidence)
Age related sales legislation (E.g. Licensing Act)	Age related sales – test purchasing campaigns	5	6	<b>4</b> (4 reviews of Licences)
Environmental Protection Act	Collection of evidence – fly-tipping	5	8	<b>7</b> (5 ongoing, 2 no evidence)

## **PROSECUTIONS (All heard at Bromley Magistrates Court unless otherwise stated)**

<b>LEGISLATION</b>	<b>DESCRIPTION</b>	<b>PENALTY</b>
Env. Protection Act 1990	Failure to comply with S80 abatement notice (amplified music)	12mth conditional discharge + £250 costs
Env. Protection Act 1990	Failure to comply with S80 abatement notice (amplified music)	£500 fine + £350 costs
Env. Protection Act 1990	Failure to comply with S80 abatement notice (amplified music)	£100 fine + £15 victim's surcharge + £85 costs Forfeiture order for equipment
Env. Protection Act 1990	Failure to comply with S80 abatement notice (amplified music)	£150 fine + £15 victim's surcharge + £950 costs Forfeiture order for seized equipment
Env. Protection Act 1990	Failure to comply with S80 abatement notice (amplified music)	12mth conditional discharge + £50 costs
Env. Protection Act 1990	Failure to comply with S80 abatement notice (amplified music)	£200 fine + £15 victim's surcharge + £150 costs Forfeiture order for seized equipment
Env. Protection Act 1990 s34	Failure to transfer waste to an authorised person	£100 fine + £15 victim's surcharge + £85 costs
Env. Protection Act 1990 s34	Failure to transfer waste to an authorised person	3mth conditional discharge + £745 costs

Env. Protection Act 1990 s34	Failure to transfer waste to an authorised person + Failure to obtain written descriptions	£225 fine+ £15 victim's surcharge +£400 costs
Env. Protection Act 1990 s33	Illegal deposit of waste	6mth conditional discharge + £75 costs
Env. Protection Act 1990 s34	Failure to obtain written transfer notes	£300 fine + £15 victim's surcharge + £300 costs
Children & Young Persons Act 1933, Firework Safety Regs. 1997	Sale of tobacco and fireworks to a person under the age of eighteen	25/5/11; £2,000 fine; £1,159.90; £15 victim surcharge
Trade Marks Act 1994	Possession of counterfeit goods	25/5/11; £700 fine; £425 costs; £15 victim surcharge
Trade Marks Act 1994	Sale/possession of counterfeit goods	31/5/11 6 months imprisonment
Consumer Protection from unfair trading regulations	Mis-use of logos	17/8/11 £2,800 fine; £980 costs; £15 victim surcharge.
Restricted Premises Order (for the sale of Tobacco) Criminal Justice & Immigration Act 2008.	Persistent sale of tobacco to a person under the age of eighteen	20/7/11 Magistrates refused to make an order.
Fraud Act 2006	Participation by sole trader in fraudulent business (rogue trader)	27/7/11; 2 months imprisonment suspended for 1 year; 100 hours unpaid work; 12 month supervision order; £800 compensation; £370 costs.
Fraud Act 2006	Participation by sole trader in fraudulent business (rogue trader)	17/8/11; 80 hours unpaid work; 12 month supervision order; £400 compensation; £600 costs.
Fraud Act 2006	Fraud by false representation (rogue trader)	23/9/11; 6 months imprisonment suspended for 1 year; 180 hours unpaid work; 12 month supervision order; £2300 compensation; £500 costs.
Fraud Act 2006; Proceeds of Crime Act 2002	Fraud by false representation & money laundering (rogue trader)	26/8/11; 9 months imprisonment
Licensing Act 2003	Breach of Licence Conditions (selling after permitted hours)	25/07/11 fine £1,700 + £15 victim surcharge costs £693.70. & Personal Licence suspended 3 months

### **STREET SCENE & GREENSPACE PROSECUTIONS**

<b>LEGISLATION</b>	<b>DESCRIPTION</b>	<b>PENALTY</b>
Highways Act 1980 S139	Illegal Skip on Highway	£1,000 fine, £15 surcharge, £420 costs
Highways Act 1980 S139	Illegal Skip on Highway	£500 fine, £15 surcharge, £300 costs
Highways Act 1980 S139	Illegal Skip on Highway	£400 fine, £15 surcharge, £420 costs
Highways Act 1980 S139	Illegal Skip on Highway	£300 fine, £15 surcharge, £420 costs (included in above)
Environmental Protection Act 1990 S33	Fly Tipping	£400 fine, £30 surcharge, £100 costs
Highways Act 1980 S139	5 Illegal Skips on Highway	£1,250 fine, £15 surcharge, £420 costs (included in above)
Highways Act 1980 S139	Illegal Skip on Highway	£900 fine, £30 surcharge, £300 costs

## **PROSECUTIONS PENDING**

Environmental Protection Act 1990	2 x Failure to comply with Section 80 abatement notice (Noise)
Environmental Protection Act 1990	1 x Failure to comply with Section 80 abatement notice (Accumulation)
Environmental Protection Act 1990	1 x Transporting waste without being a registered waste carrier
Environmental Protection Act 1990 + Fraud Act 2006	1 x Failure to transfer waste to an authorised person Failure to obtain written descriptions Fraud
Environmental Protection Act 1990	2 x Failure to transfer waste to an authorised person & to obtain written descriptions
Environmental Protection Act 1990	1 x Illegal deposit of waste
Environmental Protection Act 1990	1 x Failure to obtain written descriptions
Environmental Protection Act 1990	1 x Illegal deposit of waste, Failure to obtain transfer to authorised person & failure to obtain written descriptions
Health & Safety at work etc Act 1974	1x Failing to protect employee from risk from using access equipment (S. 2) and failing to comply with work at height regulations.
Food Safety Act 1990	1x Foreign body in loaf of bread 3x Failures to maintain documented food safety systems
<b>Prosecutions Pending Street Scene and Greenspace</b>	
Environmental Protection Act 1990 S33	Fly Tipping
Environmental Protection Act 1990 S33	Fly Tipping
Highways Act 1980 S139	Illegal Skip on Highway
Highways Act 1980 S139	Illegal Skip on Highway
Highways Act 1980 S139	Illegal Skip on Highway
Clean Neighbourhoods & Environmental Act 05	Non payment of 3 FPNs
Highways Act 1980 S139	Illegal Skip on Highway
Environmental Protection Act 1990 S33	Fly Tipping
Environmental Protection Act 1990 S33	Fly Tipping
Highways Act 1980 S139	Illegal Skip on Highway
Highways Act 1980 S139	Illegal Skip on Highway

## **UNDERTAKING/ASSURANCE GIVEN UNDER THE ENTERPRISE ACT 2002\***

Doorstep Selling Regs 2008	19 x matters involving traders who failed to provide consumers with a cancellation notice following a cold call for property repairs
Consumer Protection from Unfair Trading Regulations 2008	3 x Mis-use of a logo (including mi-use of Bromley splash logo) 2 x aggressive practices (refusing to leave a consumers home when asked)
Trade Marks Act	4 x supply of counterfeit goods
Tobacco Products Regs 2002	Possession of niche tobacco products

\*Breach of an undertaking given under the Enterprise Act can lead to a formal enforcement order issued by a court. Breach of any such order is contempt and can result in imprisonment of up to 5 years.

### **FORMAL/WRITTEN CAUTIONS**

Formal Closure of food businesses	2
Voluntary Closure of food businesses	0
Flytipping	2
Licensing	0

### **WORKS IN DEFAULT**

Works in default	18
Equipment Seizures	6

### **LICENSING REVIEWS**

Newlands News	Trading Standards under age sales	Conditions applied to licence
The Golden Lion PH	Public Health Nuisance	Conditions applied to licence

### **LICENSING APPLICATION HEARD**

Applications head by the Licensing Sub Committee / Appeals at Magistrates Court	23 hearings by Licensing Sub Committee 6 applications refused 1 Appeal at Magistrates Ct against Sub Committee decision to Revoke a licence. Appeal allowed as new owner operating the business
---	---

## Appendix B - Public Protection and Safety Portfolio Plan Performance Monitoring

April – September  
2011/12

Aim				
In the coming year we will ...		Completion by / Milestone	Officer	<ul style="list-style-type: none"> <li>Progress to date</li> <li>Plans for future quarters</li> </ul>
1	Investigate and take formal action against persistent noise offenders whilst empowering others bothered by noise to take their own initial action.	Ongoing	Jackie Goad	<ul style="list-style-type: none"> <li>21 s80 Abatement notices served</li> <li>6 equipment seizures</li> <li>6 successful prosecutions</li> <li>3 prosecutions pending</li> <li>2 x 12mth conditional discharge</li> <li>Total fines £950, Total costs £1535</li> <li>Police support for Out of Hours Party Patrol commence 12<sup>th</sup> Nov</li> </ul>
2	Investigate, disrupt and take formal action against those persons involved in both the carriage of and the illegal disposal of controlled waste, targeting fly tipping hotspots in the borough including service road and alleyways.	Ongoing	Jackie Goad	<ul style="list-style-type: none"> <li>1 waste carrier operation carried out on 24/06/11. 6 vehicles stopped and relevant enquiries made in respects of waste carrier registration.</li> <li>6 notices served in respects of rubbish in alleyways</li> <li>51 notices served in respects of other rubbish accumulations</li> </ul>
3	Prevent older vulnerable consumers from becoming victims of commercial crime.	On going	Rob Vale	<ul style="list-style-type: none"> <li>8 educational and training talks given to groups and partners. We also attended the Adult Safeguarding Conference at the Warren resulting in contacts with 15 new partners who we will be arranging to provide training events in the coming months.</li> <li>104 intelligence reports received concerning the activities of rogue/bogus traders who have targeted older consumers</li> <li>75 intelligence reports submitted to the Regional Intelligence Mgr</li> <li>27 rapid response visits have been made following calls about rogue traders targeting older consumers</li> <li>As a result of service intervention, vulnerable consumers have been prevented from paying £60,000 to suspicious traders.</li> </ul>

## Appendix B - Public Protection and Safety Portfolio Plan Performance Monitoring

April – September  
2011/12

4	Prevent the sale of age restricted products, such as alcohol, tobacco and fireworks, to young consumers in Bromley.	On going	Rob Vale	<ul style="list-style-type: none"> <li>• During July 2011 we carried out 106 test purchases of alcohol and tobacco. This resulted in 10 sales of tobacco and 16 sales of alcohol. Further campaigns planned to include fireworks.</li> <li>• 15 premises are currently under investigation for these sales, including 3 premises who sold alcohol twice in 3 months</li> </ul>
5	Carry out a range of intelligence led enforcement activities aimed at protecting consumers and businesses from unfair trading practices	On going	Rob Vale	<ul style="list-style-type: none"> <li>• 2 intelligence led rogue trader operations have been conducted targeting areas of high bogus caller activity. We will be participating in a national rogue trader operation on 19<sup>th</sup> October 2011.</li> <li>• Seizure of illegal niche tobacco products from a business in Penge as part of a regional campaign tackling illicit tobacco products – on going.</li> <li>• 2 traders have voluntarily surrendered dangerous giant lighters during a safety enforcement campaign – on going.</li> <li>• Further seizures of counterfeit Jacobs Creek and Blossom Hill from a business in Orpington – on going.</li> <li>• Further seizures of counterfeit clothing at boot sales made which are currently under investigation – on going.</li> </ul>
6	Undertake risk based inspections of food businesses	Ongoing	Paul Lehane	<ul style="list-style-type: none"> <li>• 1st April to 30 June 212 Food inspections undertaken, out of an annual target 1042 = 20% of annual target achieved</li> <li>• 1 July to 30 Sept 2011 176 Food Inspections undertaken. Total to date 388 = 37% of annual target</li> </ul>
7	Targeted health and safety inspections / projects of high risk businesses	Ongoing	Paul Lehane	<ul style="list-style-type: none"> <li>• 1st April to 30 June 11 high risk inspections (2 Risk A businesses and 9 High risk premises following up intelligence after an accident</li> <li>• 1st April to 30 June 36 Complaints investigated and 65 Accidents received 22 investigated</li> <li>• 1 July to 30 Sept 2 High Risk Inspections</li> <li>• 1 July to 30 Sept 48 Complaints investigated and 52 Accidents received 18 investigated</li> </ul>

## Appendix B - Public Protection and Safety Portfolio Plan Performance Monitoring

April – September  
2011/12

8	Actively secure compliance with licensing conditions in targeted premises.	Ongoing	Paul Lehane	<ul style="list-style-type: none"> <li>1st April to 30 June 6 high risk businesses visited</li> <li>1 July to 30 Sept 2 high risk businesses visited 40% of target</li> </ul>
9	Coroner and Mortuary Services-Reduce running costs of the Coroners Service	Q3	Jim McGowan	<ul style="list-style-type: none"> <li>The four district coroner offices have been amalgamated into one office. Approximate annual savings for service to be achieved by quarter three of £22,000, of which LBB should realise 25% - 30 %, being £5k.</li> <li>Further amalgamation of printing and stationery resulting in savings for LBB from 2012 onward now projected as £9k. In year savings for 2011/12 also expected in the region of ££9k. Coroner meeting on October 24<sup>th</sup> to confirm estimates.</li> </ul>
10	Complete the statutory Detailed Screening and Assessment for Air Quality Management.	Ongoing	Jim McGowan	<ul style="list-style-type: none"> <li>First draft complete, anticipated completion of final document by end of Quarter two, for submission to DEFRA.</li> <li>Extended completion date to March 2012 to allow officers to catch up with asbestos Property inspection programme, which is income generating.</li> </ul>
11	Carry out a Contaminated Land Risk Assessment and develop map of contaminated sites for identification of the risks	Ongoing	Jim McGowan	<ul style="list-style-type: none"> <li>Ongoing but currently low priority due to pressures of setting up new income stream for asbestos monitoring. Update report to be provided at end of quarter two.</li> <li>Extended completion date to March 2012 to allow officers to catch up with asbestos Property inspection programme, which is income generating.</li> </ul>
12	Set up a service for the investigation and reporting on asbestos in LBB properties and develop related income generated services in the private sector	Ongoing	Jim McGowan	<ul style="list-style-type: none"> <li>Service for asbestos monitoring of LBB properties set up and up to date with inspections at end of quarter one.</li> <li>Additional contracts currently being set up with three Academy schools and one Housing Association to be in place by end of quarter 2.</li> <li>Extension of service into academies, housing association and other areas and ban on temp staff causing the programme to slip behind.</li> </ul>

## Appendix B - Public Protection and Safety Portfolio Plan Performance Monitoring

April – September  
2011/12

13	Develop systems to reduce the running costs involved in meeting statutory responsibilities for stray and abandoned dogs.	Ongoing	Jim McGowan	<ul style="list-style-type: none"> <li>The investigation of sites for an LBB kennel has not been successful and is not likely to proceed further.</li> <li>Kenneling, administration and collection functions are to be amalgamated and let as a single contract at end of Q4. Discussions are currently taking place with a neighbouring borough to maximise any savings; decision to be made by end of Q2.</li> <li>Decision made to enter into shared service with LB Greenwich, However, LB Greenwich is unable to enter into contract for joint service until after the Olympics. Proposed extension to contract until April 2012 and then a jointly tendered contract with LB Greenwich.</li> </ul>
14	CCTV- Introduce joint contracts with adjoining Boroughs for the operation of CCTV services in Bromley.	Ongoing	Jim McGowan	<ul style="list-style-type: none"> <li>Contracts for maintenance and monitoring are being combined and also combined with neighbouring Authority (LB Lewisham) with a view to maximising savings. Tender process and appointment of contractor to be complete at end of Q4.</li> </ul>
15	Reducing levels of anti-social behaviour.	Ongoing	Colin Newman	<ul style="list-style-type: none"> <li>From November 2011 all ASBU and SNT working on a joint operation around low level ASB which will involve not only Integrated Offender Management (IOM) targets but a larger number of low level ABC's being issued on wards directed at stopping low level ASB before it becomes a major problem.</li> <li>The IOM will provide a more coordinated approach to the management of prolific offenders.</li> <li>9 completed referrals to Sanctuary project - additional 10 given safety advice</li> <li>99 clients seen at the One Stop Shop (data for 5 sessions outstanding)</li> <li>33 clients offered place on Freedom project – additional 29 declined or unable to contact, and 53 pending referrals for next course</li> <li>All individuals on ABC's now offered mentoring offered to all year 6 pupils in Bromley who are identified as potential</li> </ul>



## Appendix B - Public Protection and Safety Portfolio Plan Performance Monitoring

April – September  
2011/12

16	Continuation of work to support victims of Domestic Abuse and development of cross-departmental action to target prevention initiatives amongst young people	Ongoing	Colin Newman	<ul style="list-style-type: none"> <li>• From November 2011 all ASBU and SNT working on a joint operation around low level ASB which will involve not only Integrated Offender Management (IOM) targets but a larger number of low level ABC's being issued on wards directed at stopping low level ASB before it becomes a major problem.</li> <li>• The IOM will provide a more coordinated approach to the management of prolific offenders.</li> <li>• 9 completed referrals to Sanctuary project - additional 10 given safety advice</li> <li>• 99 clients seen at the One Stop Shop (data for 5 sessions outstanding)</li> <li>• 33 clients offered place on Freedom project – additional 29 declined or unable to contact, and 53 pending referrals for next course</li> <li>• All individuals on ABC's now offered mentoring</li> <li>• Offered to all yr 6 pupils who are identified as potential</li> </ul>
17	Provision of support for young people at risk of crime or anti-social behaviour in the form of mentoring	Ongoing	Colin Newman	<ul style="list-style-type: none"> <li>• From November 2011 all ASBU and SNT working on a joint operation around low level ASB which will involve not only Integrated Offender Management (IOM) targets but a larger number of low level ABC's being issued on wards directed at stopping low level ASB before it becomes a major problem.</li> <li>• The IOM will provide a more coordinated approach to the management of prolific offenders.</li> <li>• 9 completed referrals to Sanctuary project - additional 10 given safety advice</li> <li>• 99 clients seen at the One Stop Shop (data for 5 sessions outstanding)</li> <li>• 33 clients offered place on Freedom project – additional 29 declined or unable to contact, and 53 pending referrals for next course</li> <li>• All individuals on ABC's now offered mentoring</li> <li>• Offered to all year 6 pupils in Bromley who are identified as pot</li> </ul>

This page is left intentionally blank



## Bromley Community Engagement Forum

PO Box 34 Beckenham Kent BR3 4ZN Telephone/Fax: 020 8658 7168

E-mail: [info@bcef.org.uk](mailto:info@bcef.org.uk) Website: [www.bcef.org.uk](http://www.bcef.org.uk)

Company Limited by Guarantee Number 7070498 Registered Charity Number 1133450

### **BCEF UPDATE FOR THE SAFER BROMLEY PARTNERSHIP MEETING ON 15 DECEMBER 2011**

1. **New Chairman:** On 30<sup>th</sup> November, Judith Cross left the BCEF (moving to South Africa) and Ian Smith takes over as the BCEF Chairman.
2. **30 Nov public meeting:** with 92 people in attendance. Presentations included:
  - i. Borough Commander Charles Griggs, Cllr Tim Stevens and Nigel Davies gave a joint presentation on the disorder events and the police/council response/update. An excellent presentation which we have received tremendous positive feedback. Members and visitors spoke highly about the information given and the update on the arrests/investigation.
  - ii. Magistrate presentation, explaining the sentencing process and how they reach their decisions. Presented by Roger White (Deputy Bench Chair for the South East) and Angela Wilder (Legal Team Manager).
3. **Youth Conference:** BCEF's fourth annual Youth Conference will be held on Friday 23 March 2012. All LBB State secondary schools will be invited to send six of their Year 8 students to attend. Currently identifying the three workshops to be held around community safety. Letters sent to schools via Children & Young People Department.
4. **Intergenerational Project:** We are working with Veneratio (Bethany Russell) to set up an intergenerational project between older and younger people to introduce teenagers to their older "neighbours" to ensure a better understanding on both sides of the issue. Teenagers need to understand and respect the feelings of the older generation, ie the feeling of intimidation just on sight of groups of youngsters, no matter how innocent. A lot of youths are unaware of the impact this can have. We will happily keep you updated on this project.
5. **Xmas campaign on safe travel** – poster attached, which is to be published in Newshopper and Biggin Hill News.

This page is left intentionally blank




Bromley Community Engagement Forum  
wishes you **SAFE TRAVEL** over



# Christmas

## ENJOY – STAY SAFE



BY TRAIN FOLLOW  
THE CROWD



ON THE BUS STAY CLOSE  
TO THE DRIVER

**ON YOUR OWN CALL A FRIEND  
USE A REPUTABLE CAB COMPANY  
AVOID UNLIT AREAS/ALLEYWAYS  
AND SHORTCUTS  
MATES BEFORE DATES  
Stay with your friends**

Street pastors operate in town centres at night  
and are there for you to talk to if you need their  
help – look out for them in their  
blue fluorescent jackets.  
Follow your instincts – i.e.

**IF IN DOUBT - SHOUT**



**BROMLEY COMMUNITY  
ENGAGEMENT FORUM**  
[www.bcef.org.uk](http://www.bcef.org.uk) 0208 658 7168

**saferbromley**  
partnership



This page is left intentionally blank